



BOATING

Charlie Baglan photo

REGULATIONS

INTRODUCTION

This publication provides basic information for most boaters and answers the most commonly asked questions. However, it is not all inclusive. For further information, please contact the Division of Law Enforcement, #1 Sportsman's Lane, Frankfort, KY 40601 or call 1-800-858-1549.

For emergencies, officers may be contacted by dialing 1-800-252-5378, or local law enforcement agency or through the nearest Kentucky State Police post. One may use marine channel 16 to contact a local marina.

REGISTRATION

(301 KAR 6:001, 6:010)

All mechanically powered vessels used primarily in this state must have a Kentucky registration. Boats are registered at the county clerk's office. Persons may register in the county of their residence or the county of principal use. Boat

BOAT REGISTRATION FEES

Class A Vessels (less than 16' in length)	\$19.00
Class 1 Vessels (16' to less than 26' in length)	\$23.00
Class 2 Vessels (26' to less than 40' in length)	\$29.00
Class 3 Vessels (over 40' in length)	\$33.00
Inboard boats (regardless of size)	\$34.00
Boats propelled by an electric (trolling) motor only	\$9.00

The above costs do not include property taxes, clerks fees, titling fees or any other applicable charges. (301 KAR 6:005)

registrations expire April 30 each year.

Boats registered in other states may be used for up to 60 consecutive days in Kentucky without registering here.

All boats operated in Kentucky must have the registration certificate on board. Boats that are rented from a marina or boat livery must have a lease agreement on board.

DISPLAY OF NUMBER AND DECAL

Once boats are assigned a registration number and decals, they must be

displayed correctly.

The number assigned, and no other, shall be displayed on the bow, or forward half, of each side of the vessel, read from left to right, and in a position to be distinctly visible. The letters and numbers must be of a plain block design, at least three (3) inches in height, and of a color that will provide maximum contrast to the background (light numbers on a dark hull or vice versa).

There must be a letter size space between letter and number groups:

Correct: KY 1234 AA
 Incorrect: KY1234AA

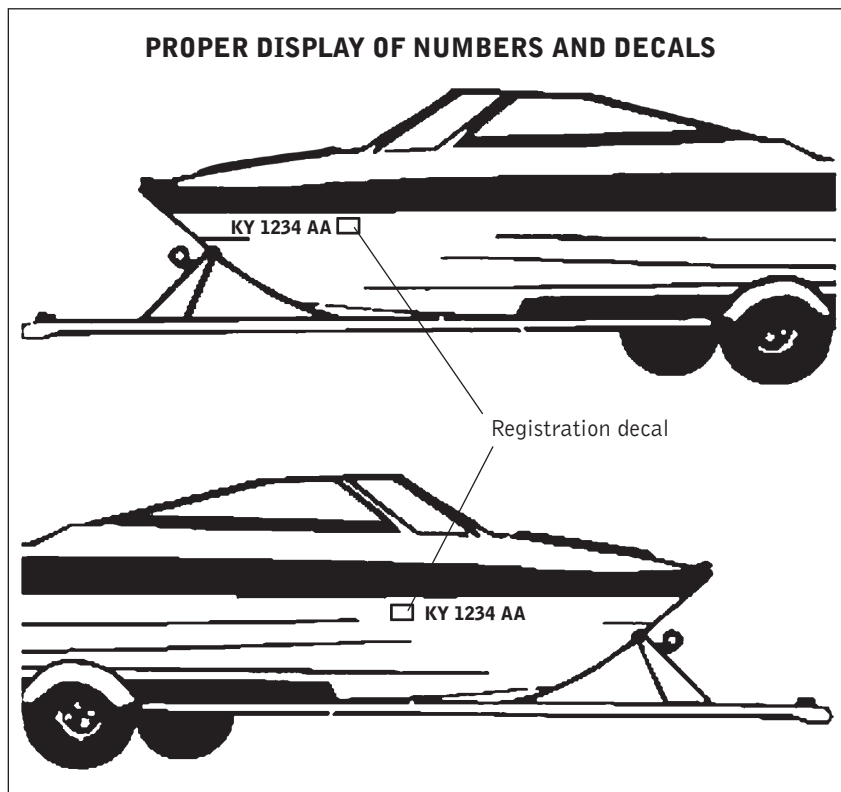
Registration decals are to be placed within six inches behind (aft) and in line with the registration number. Upon renewal every year, old registration decals are to be removed and the current ones applied.

TRANSFER, DESTRUCTION OR ABANDONMENT

When ownership of a currently registered boat changes, it is the responsibility of the purchaser to take the endorsed title to the county clerk and have the boat transferred into the name of the new owner. This procedure must be done upon completion of the transaction.

Whenever a vessel is transferred, the seller shall, within 15 days, give the county clerk notice of the transfer of his interest in the vessel.

Whenever a vessel is destroyed or abandoned, the owner shall, within 15 days, give notice to the county clerk to terminate the registration. The owner shall remove the numbers and decals from the vessel.



BOAT, MOTOR and LAKE USAGE

Please note

Kentucky boaters on the Ohio River may also be subject to the laws of Ohio, Indiana, Illinois and the U.S. Coast Guard.

AGE RESTRICTIONS

A person must be 12 years or older to operate a motorboat (including personal watercraft) 10 horsepower or over on Kentucky public waters. A person 12 - 17 years old shall possess a Kentucky Safe Boating Certificate Card or a certificate showing successful completion of a NASBLA approved boater education course. For information about Kentucky's Boater Education program, call 1-800-858-1549 or on the internet, log on to fw.ky.gov. Persons under 12 years of age must wear a personal flotation device (lifejacket) while in the open portion of a boat that is under way.

(301 KAR 1:012, 1:015)

Maximum horsepower limits and other boat motor and lake usage regulations apply on many small public fishing lakes. (For boat size limits see box on the following page.)

MOTOR SIZE RESTRICTIONS:

Operation of electric or internal combustion motors prohibited: Lake Chumley, Dennie Gooch Lake, Kingdom Come Lake.

Operation of internal combustion motors prohibited: Ballard WMA lakes, Bert T. Combs Lake, Briggs Lake, Carpenter and Kingfisher lakes, Carter Caves State Park Lake (a.k.a. Smoky Valley Lake), Lebanon City Lake (a.k.a. Fagan Branch Lake), Lincoln Homestead State Park Lake, McNeely Lake, Marion County Lake, Martin County Lake, Metcalfe County Lake, Mauzy Lake, Mill Creek Lake, Peabody WMA's Goose, Island and South lakes, Lake Reba, Spurlington Lake, Swan Lake WMA (excluding Swan Lake), Washburn Lake, Pikeville City Lake.

150 HP: Boat motors greater than 150 HP shall not be operated on Lake Beshear.

10 HP operated at slow speeds which cause no disturbance or interference with fishing are required on: Beaver Lake, Boltz Lake, Bullock Pen Lake, Corinth Lake, Elmer Davis Lake, Cranks Creek Lake (Herb Smith Lake), Kincaid Lake, Shanty Hollow Lake, Swan Lake.

Motors larger than 10 HP must operate at idle speed at all times on Cranks Creek (Herb Smith) Lake and Martins Fork Lake.

Idle Speed Only: Carnico Lake, Greenbo Lake, Pan Bowl Lake, Wilgreen Lake and all Peabody WMA lakes except Goose, Island and South.

Lake Malone: From the weekend before Memorial Day until the weekend after Labor Day, only boats with 150-horsepower motors or less shall be operated. During the remaining portion of the year, boats with 200-horsepower motors or less shall be operated.

Note

Legal-size boats exceeding the maximum horsepower restriction for a particular lake may operate their boat with an electric trolling motor only.

WATER-SKIING

While this section is titled water-skiing, it applies to persons being towed on any device such as knee boards, inner tubes, etc. Water-skiing is only allowed between sunrise and sunset. Additionally, it is illegal to manipulate skis, surfboards, etc. while intoxicated or under the influence of any other substance that impairs one's operating ability.

Both the operator and skier should

ON ALL KENTUCKY FISH & WILDLIFE-OWNED/ MANAGED LAKES:

- Boaters must use idle speed (slowest speed possible to maintain maneuverability of a boat) when passing another boat with an occupant actively engaged in fishing.
- The centerline of boats on the water cannot exceed **22 feet as measured on deck or bow to stern on all lakes owned or managed by Kentucky Fish and Wildlife.**
- On Cedar Creek Lake, Lake Beshear and Lake Malone only, float boats may have decking and pontoons up to 30 feet. There is no size restriction on canoes.
- Houseboats are not permitted.
- Personal watercrafts are prohibited on Cedar Creek Lake.
- Swimming is permitted only in designated areas when a qualified lifeguard is on duty.
- Skin or scuba diving is not permitted.
- Boat motors without underwater exhaust are not permitted.

Water-skiing permitted as designated by signs on Guist Creek Lake and Lake Beshear from 10:00 a.m. to sunset beginning the third Thursday in May (**May 20, 2010**) through September 30. Similarly, water-skiing is permitted on Lake Malone beginning the third Thursday in May (**May 20, 2010**) through October 31. Water-skiing and tubing are prohibited on Cedar Creek Lake.

be alert to the areas of a lake or river marked as "no ski." Persons shall not ski within 100 feet of a commercial boat dock, a moorage harbor or a swimming area or within 2,000 feet of a lock or dam.

Skiers who ski too close to other boats, docks and obstructions are showing poor judgement. Many of the complaints officers receive while patrolling the water are those about skiers skiing too close.

Persons being towed on any device must wear a Type I, II or III PFD. Boats (including personal watercraft) towing skiers must have, in addition to the operator of the boat, an observer 12 years of age or older or a wide angle rearview mirror mounted so that the operator can check on the skier but still give full attention to traffic ahead. There must be adequate seating for all riders.

Boats towing kites and similar airborne devices must:

- Have, in addition to the operator, an observer 12 years or older (mirror will not suffice),
- Stay 500 feet from commercial docks and ramps,
- Limit the tow rope to 150 feet or less,
- Have no more than two persons being towed.

PERSONAL WATERCRAFT

The term "personal watercraft" (PWC) means a vessel which uses an internal combustion engine to power a jet pump for its primary source of propulsion and is designed to be operated by a person sitting, standing or kneeling on the vessel rather than by a person sitting or standing inside the vessel. In addition to being governed by the same laws that apply to all boats, the following laws apply to personal watercraft:

- Personal watercraft can only be operated between sunrise and sunset.
- Personal watercraft without self-circling capability must have a lanyard-type engine kill switch attached to the operator when the craft is underway.
- Operators and passengers must wear a U.S. Coast Guard-approved personal flotation device (PFD.)

Because of their small size and low profile, operators of PWCs should exercise defensive driving. These craft are highly responsive and capable of quick turns. In fact, this is part of the fun of their operation. However, this kind of operation is reckless if done in congested areas of boat traffic.

SKIN AND SCUBA DIVING

(301 KAR 1:040, 6:030)

Skin or SCUBA diving is prohibited in all lakes owned or managed by the Kentucky Department of Fish and Wildlife Resources, except during emergencies and during salvage operations when the diver has written permission from the regional director or local wildlife and boating law enforcement officer assigned to the specific body of water in which the diving is to take place.

Persons diving or submerging with the aid of a mechanical breathing apparatus in an area where boats might be are required by law to display the diver's flag.

This flag should be put on a buoy, boat or other floating platform so boaters will readily see it. Approaching boats must stay outside of a 100-foot radius of the flag. Divers must surface within a 50-foot radius unless there is an emergency.

Divers shall not dive in established traffic lanes nor interfere with anyone fishing unless emergency operations are in progress.

DIVERS DOWN FLAGS

Boaters should exercise caution



Alpha Flag (left): Blue with a silver stripe, displayed on vessel with restricted mobility because of diving operation. **Diver's Flag** (right): Red flag at least 12" x 12" with diagonal stripe at least three inches wide, displayed where diver is submerged.

SWIMMING

Swimming in any lake owned or managed by the KDFWR is prohibited except in areas specifically set aside for swimming at which a qualified lifeguard is on duty. Kentucky law specifically prohibits swimming at any boat launching ramp. Swim in marked and supervised areas. If you are a nonswimmer or a poor swimmer, wear a PFD. Remember, PFDs are not just for boaters.

Refrain from drinking alcoholic beverages when swimming. Alcohol greatly reduces a person's reflexes and strength when in the water. For persons

who have had alcoholic beverages a PFD is the difference between life and death.

Persons who wish to swim a long distance should swim parallel to the shore instead of across a river or lake. Boaters don't normally expect to see swimmers in the middle of a lake or river and may run over them.

INFLATABLES

Air mattresses, inner tubes and other similar devices are generally used as recreational items by persons swimming

or sunbathing. Use of these items should be restricted to designated or generally recognized swimming areas and not be used in areas of boat traffic. Nonswimmers or poor swimmers should not depend on these devices to save their life. These items can be punctured and lose their buoyancy – wear a PFD!

LITTERING

(KRS 433.757)

The operator of any motorboat or vessel is responsible for any litter thrown

into the water. Litter is not only unsightly, but can be dangerous to humans and animals. For example, fishing line discarded into the water can be hazardous to wildlife and to a boat's lower unit. Animals can be ensnared in the line and die. Fishing line caught on a prop shaft can cause seal leaks and lower unit failure. Trot lines and limb lines can snare animals and other anglers in boats.

BOAT OPERATION

RECKLESS OPERATION

The operator of a watercraft is responsible for damage caused by negligent operation. The following actions are considered reckless operation and are therefore against the law:

- weaving through traffic;
- following watercraft too closely that is towing an individual on waterskis, a surfboard or any water sport device;
- jumping the wake of another craft in a way that endangers human life, physical safety or property;
- cutting between a boat and the individual(s) being towed by the boat;
- crossing the path of another boat when visibility is obstructed;
- steering toward an object or individual in the water and turning sharply at close range.

Persons shall not operate a motor-

boat or personal watercraft within 50 feet of a commercial vessel and its tow that is in operation on a waterway, except if the operator of the commercial vessel has given consent.

When operating in a busy area, reduce speed and allow plenty of room for avoidance maneuvers. Even in areas that are not marked as idle speed, excessive wake can still be dangerous. Operators of larger craft should be aware of the wake their vessels are throwing.

IDLE SPEED

Kentucky law defines idle speed as the "slowest speed possible to maintain maneuverability" of a boat. Generally speaking for a properly adjusted boat, this is the speed when a boat is put into gear without advancing the throttle. Wakes can capsize small boats or cause damage to boats moored at marinas and docks. It is extremely important that boat operators be aware of their speed and the resulting wake. Operators are liable for any injuries or damage caused by their boat's wake.

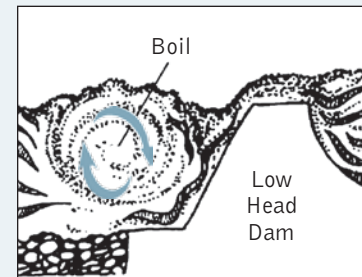
Boaters may see buoys or signs that say "No Wake." This means that boats must be at idle speed.

LOCKS AND DAMS

Boaters in Kentucky may encounter lock and dam systems. Generally, these will be on the Green, Ohio and Kentucky Rivers (for the first four locks upstream to Frankfort, KY), but a few impoundments have a lock and dam. Locks are a relatively simple method of raising or lowering boats from one water level to another. If lockage is desired, boaters

should signal the lock operator by using the pull chain on each end of the lock or call on marine channel 13. If the lock is not immediately available, boaters should position their vessels a safe distance from the approach channel to avoid personal injury or damage to their boat from wakes caused by commercial tows entering or leaving the locks. Never moor a vessel in the lock approach channels.

Dams associated with the locks can be very dangerous. Boaters should be alert for these structures. Dams are either



LOW HEAD DAMS ARE DANGEROUS

Low head dams are usually marked with "keep out" buoys or "danger" signs above and below. Low head dams pose an even greater danger due to the fact that they are not as recognizable, especially when water is flowing over them. It is this flow of water over the dam that creates a "boil" on the lower side. Boaters risk almost certain death if caught in this turbulence.

SMALL CRAFT PRECAUTIONS

Statistics show that approximately half the boat-related fatalities involve boats that are less than 16' in length. These boats are usually unstable and can tip over, throwing the occupants overboard. Also, these boats can be easily swamped, especially if used on a large body of water where the wind can cause high waves. When using such craft, be aware of the hazards. Wearing a personal flotation device (PFD) is strongly recommended.

conventional or “low head” type. Conventional dams are easily recognizable with their spillways and power installations.

RESTRICTED ZONES

(KAR 6:030)

Kentucky law prohibits boats from operating within restricted areas as posted above or below navigation, power generating or flood control dams.

No fish is worth risking your life. Be aware of trespassing and danger zones. Wear a PFD when entering any area above or below a dam.

OPERATING UNDER THE INFLUENCE

(KRS 235.240)

It is against the law to operate a boat or vessel including personal watercraft, manipulate water skis, surfboard or other similar device while intoxicated or under the influence of any other substance that impairs one’s driving ability. Any person who operates a vessel on Kentucky waters is considered to have given consent to a test or tests to determine his alcohol concentration or the presence of other drugs. The tests shall be administered at the direction of a law enforcement officer who has probable cause to believe that the operator is intoxicated. An operator refusing the test shall be in violation of the law and subject to the same penalties.

Anyone who operates a boat, PWC, skis, surfboard or similar device while intoxicated with a blood alcohol level of 0.08

BLOOD ALCOHOL CONTENT CHART									
Body Weight (in pounds)	Number of Drinks in a Two Hour Period 12 oz. beer = 5 oz. wine = 1 oz. 80 proof liquor								
	1	2	3	4	5	6	7	8	9
100	1	2	3	4	5	6	7	8	9
120	1	2	3	4	5	6	7	8	9
140	1	2	3	4	5	6	7	8	9
160	1	2	3	4	5	6	7	8	9
180	1	2	3	4	5	6	7	8	9
200	1	2	3	4	5	6	7	8	9
220	1	2	3	4	5	6	7	8	9
240	1	2	3	4	5	6	7	8	9

BAC to .05% - Be careful. Loss of judgement and coordination.

BAC .05% to .07% - Abilities impaired. Chance of accident increased.

BAC .08% and over - Do not operate a boat. High risk of accident, subject to arrest.

or higher or while under the influence of any substance that impairs the operator’s driving ability may be subject to fines and possible jail time if convicted.

DRINKING IN PUBLIC AND PUBLIC INTOXICATION

(KRS 222.202)

Kentucky law specifically prohibits the drinking of alcoholic beverages in public places (this excludes establishments licensed to sell such beverages) and the waterways of this state are considered public places.

Further, in a public place, persons who are manifestly under the influence of alcoholic beverages to the extent that

they may unreasonably annoy or endanger themselves or others shall be subject to arrest.

PROHIBITED RIDING

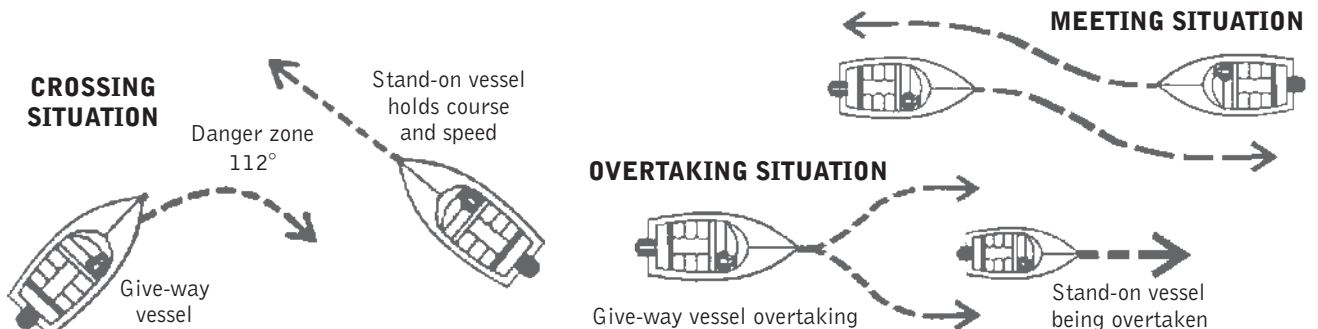
Approximately half of boat related fatalities result from falls overboard. When operating a motorboat above idle speed the operator or passengers shall not ride on an enclosed bow, outside protective railing of a pontoon or houseboat, on a seat which extends six inches above the plane of the gunwales, nor shall they ride on the sides, back, engine cover, back of seat, or any other obviously dangerous position which could lead to falling overboard.

RULES OF THE ROAD

On the water there are no painted lines to mark where boats must go. In order to provide an orderly flow of traffic, there are “rules of the road” that boaters should learn and practice.

Boaters on the water encounter three situations: meeting, crossing and overtaking. The following diagrams should give a clear explanation of who has the right of way (stand-on vessel) and who must give way (give-way vessel). However, in an emergency, all vessels must give way to avoid a collision. At night, a boat’s navigation lights give an indication of right of way (see page 42).

The above rules cover most traffic situations, but a few other situations exist. Sailboats under sail have the right of way except when they are the overtaking vessel. Rowboats and paddle powered boats have the right of way over motorboats. All recreational craft should yield the right of way to large commercial



UNIFORM STATE WATERWAY MARKING SYSTEM

Boats Keep Out!
Nature of danger may be placed outside crossed diamond, e.g., waterfalls, swim areas or rapids.



Danger!

Nature of danger may be indicated inside the diamond shape, e.g., rocks, reefs, dams, construction or snags.



Caution!

Controlled Areas as indicated in circle, e.g., speed limit, no fishing, no anchoring, ski-only, slow-no wake, no ski or no prop boats.



Information

Tells directions, distances, places such as food, repair, supplies and other non-regulatory messages.



Obstruction Marker

Do not pass between shore and buoy.



Mooring Buoy

White with reflective blue band. May have white light or reflector.



Channel Marker

Keep buoy on right facing upstream.



Channel Marker

Keep buoy on left facing upstream. Marker may be green or black.



craft (towboats, barges). Such vessels have large blind spots and will be unable to see smaller crafts in front of them.

On small or narrow bodies of water, all traffic should stay to the right of mid-channel and not “cut corners”.

BUOYS

Buoys are the most common types of navigational aid, and they serve the

same purpose as traffic signs on the highway. Failure to obey buoys can result in enforcement action, or worse, a loss of property or lives. **When boating in unfamiliar waters, slow down and look for any regulatory or channel-marking buoys. Remember that it is possible for these buoys to drift out of position. Kentucky law prohibits from tying up to any buoy except designated mooring buoys.**

REQUIRED EQUIPMENT

(301 KAR 6:020)

For each person onboard a vessel, federal as well as state law requires a Type I, II, or III personal flotation device (PFD) on all boats. Boats 16 feet and over, except canoes and kayaks, must also carry one Type IV throwable PFD. Operators and passengers of personal watercraft must wear a PFD. Persons under 12 years of age must wear a PFD while in the open part of a boat that is under way.

PERSONAL FLOTATION DEVICES

Kentucky Fish and Wildlife strongly recommends wearing PFDs while boating, especially by children and nonswimmers. In order for PFDs to be legal, the following requirements must be met:

- **Coast Guard approved:** A label with an approval number will be on the PFD. Check the label on inflatable types of

PFDs. Some older models meet Coast Guard approval only when worn.

- **Serviceability:** All straps, buckles, zippers, stitching, must be intact and the fabric should not be rotted. Some PFDs contain airtight bags filled with a fibrous material. Squeeze the bags. If air escapes, destroy the PFD and replace it with a new one.
- **Size:** PFDs must fit properly. Read the label to determine size and weight restrictions.
- **Accessibility:** PFDs must be readily available for immediate use by all occupants of a vessel. It is advisable for each person to try on their PFD before departing so that they are familiar with the fastening devices and to assure it is adjusted to the person. PFDs shouldn't be stored in the plastic bags in which they were sold. This limits access and can promote rotting.

TYPES OF PFDs

TYPE I (right) and TYPE II (far right)

These devices are designed, when worn properly, to turn a person who is unconscious and face down in the water to a vertical or slightly backward face up position.



TYPE III

These are special purpose devices that include ski vests, fishing vests and float coats.



They are not designed to turn a person's face out of the water, but they do have the same buoyancy as the type I and II PFDs and are more comfortable to wear.

TYPE IV

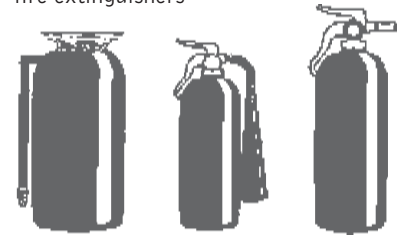
These PFDs are designed to be thrown to persons in the water who can hold on to them until help arrives. They are not designed to be worn, and could cause drowning if worn on the back.



MARINE FIRE EXTINGUISHER CLASSIFICATION				
Coast Guard Classes	UL Listing	Foam (gals.)	CO2 (lbs.)	Dry Chemical (lbs.)
B-I	5B	1.25	4	2
B-II	6B*	2.5	15	10
—	10B	none	10	2.5
—	20B	2.5	50	4.5 - 6

* UL rating 6B is no longer used.

Below: foam, CO2 and dry chemical fire extinguishers



MINIMUM NUMBER OF B-1 FIRE EXTINGUISHERS		
Vessel/size	No Fixed Fire Extinguisher System	Fixed Fire Extinguisher System Installed
Class A	1	0
Class 1	1	0
Class 2	2	1
Class 3	3	2

FIRE EXTINGUISHERS

Kentucky law requires that all boats equipped with a petroleum product (gasoline, kerosene, propane, etc.) consuming device (engines, lanterns, stoves, etc.) shall have a hand portable fire extinguisher in serviceable condition and located for immediate use. The best fire protection is well maintained equipment and proper safety habits.

There are fuels other than gasoline that cause fires. Many houseboats use bottled gas (propane) for stoves and other appliances. Also, many fishermen will use a lantern while fishing at night; if tipped over it can cause a fire.

BACKFIRE FLAME ARRESTERS

Internal combustion engines may backfire. To safeguard against fire, all motorboats with enclosed engines and engines originally equipped with a flame arrester, (except outboards and diesels) must have an approved carburetor backfire flame arrester system on each carburetor.

VENTILATION

Most fires on a boat are due to ignition of fuel vapors. Gasoline is heavier than air. It can collect in the bilge or engine compartment and any spark can ignite it. Therefore, Kentucky law requires boats to have adequate ventilation of areas where flammable vapors can accumulate.

Most boats are equipped with adequate ventilation systems when they

come from the factory. Usually, this is a combination of active and passive systems. Active systems use electrical blowers to exhaust flammable vapors from the bilge and other areas. Passive systems are ducts and cowls that ventilate areas when the boat is moving. Almost all inboards will have an electrical blower installed in the engine compartment. Operators should run the blower for several minutes before starting the engine. If the blower is inoperable it should be repaired or replaced immediately. Many boat fires take place after refueling, so care should be taken to avoid spilling fuel in the vessel.

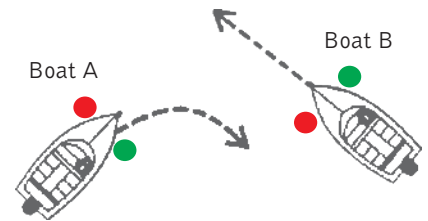
NAVIGATION LIGHTS

All vessels when underway between sunset and sunrise must display proper navigation lights. Navigation lights on boats are restricted to the colors of red, green and white.

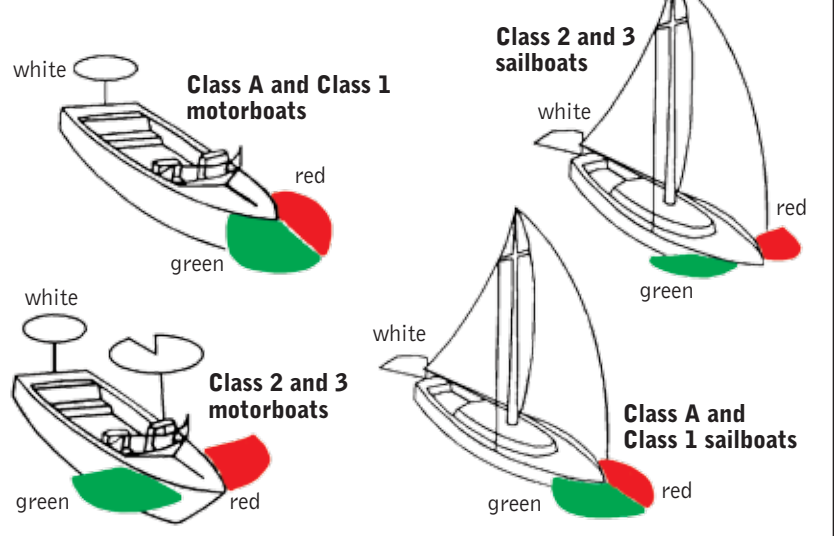
From sunset to sunrise in an area where other boats navigate, all vessels shall

display a steady white light visible 360 degrees at all times. Manually propelled vessels shall carry a white light to display in sufficient time to avoid a collision.

The purpose of the red and green navigation lights at night is to show if your boat is in a meeting, crossing or overtaking situation. The red and green lights must be displayed from sunset to sunrise whenever a boat is underway. They will give some indication of the size and speed of vessels. The red and green bow lights are especially helpful in determining right of way in crossing situations. In the diagram below, boat B sees the green bow light of boat A, and has the right of way to continue on course. Boat A sees the red bow light of boat B and must stop or pass astern of boat B.



DISPLAY OF NAVIGATION LIGHTS



Department of Fish & Wildlife Resources Division of Law Enforcement #1 Sportsman's Lane Frankfort, Kentucky 40601	KENTUCKY BOATING ACCIDENT REPORT	Name and address of person making report Name _____ Address _____
--	---	---

The operator of every vessel is required by Kentucky statutes to file with the Division of Law Enforcement a written report whenever an accident results in loss of life or disappearance from a vessel; an injury which requires medical treatment beyond first aid; or property damage in excess of \$500 or complete loss of the vessel. Reports in death and injury cases must be submitted within 48 hours. Reports in other cases must be submitted within 5 days.

MAIL REPORT TO: Department of Fish & Wildlife, Division of Law Enforcement, #1 Sportsman's Ln., Frankfort, KY 40601

COMPLETE ALL BLOCKS (indicate those not applicable by "NA")

NAME AND ADDRESS OF OPERATOR	AGE OF OPERATOR DATE OF BIRTH	OPERATOR'S EXPERIENCE This type of boat Other Boat Operating Exp. <input type="checkbox"/> Under 20 Hours <input type="checkbox"/> Under 20 Hours <input type="checkbox"/> 20 to 100 Hours <input type="checkbox"/> 20 to 100 Hours <input type="checkbox"/> 100 to 500 Hours <input type="checkbox"/> 100 to 500 Hours <input type="checkbox"/> Over 500 Hours <input type="checkbox"/> Over 500 Hours	
OPERATOR TELEPHONE NUMBER	OWNER TELEPHONE NUMBER		
NAME AND ADDRESS OF OWNER	RENTED BOAT? <input type="checkbox"/> YES <input type="checkbox"/> NO	NUMBER OF PERSONS ON BOARD	FORMAL INSTRUCTION IN BOATING SAFETY? <input type="checkbox"/> None <input type="checkbox"/> State <input type="checkbox"/> U.S. Power Squadrons <input type="checkbox"/> USCG Auxiliary <input type="checkbox"/> American Red Cross <input type="checkbox"/> Other (Specify) _____

VESSEL NO. 1 (this vessel)

BOAT REGISTR. NO.	BOAT NAME	BOAT MAKE	BOAT MODEL	MFR. HULL IDENTIFICATION NO.
TYPE OF BOAT <input type="checkbox"/> Open Motorboat <input type="checkbox"/> Cabin Motorboat <input type="checkbox"/> Auxiliary Sail <input type="checkbox"/> Sail (only) <input type="checkbox"/> Rowboat <input type="checkbox"/> Canoe <input type="checkbox"/> Other (Specify)	HULL MATERIAL <input type="checkbox"/> Wood <input type="checkbox"/> Aluminum <input type="checkbox"/> Steel <input type="checkbox"/> Fiberglass <input type="checkbox"/> Rubber/vinyl <input type="checkbox"/> Other (Specify)	ENGINE <input type="checkbox"/> Outboard <input type="checkbox"/> Inboard gasoline <input type="checkbox"/> Inboard diesel <input type="checkbox"/> Inboard-outdrive <input type="checkbox"/> Jet <input type="checkbox"/> Other (Specify)	PROPULSION <input type="checkbox"/> No. of engines _____ horsepower (total) _____ Type of fuel _____ Has boat had a Safety Examination <input type="checkbox"/> YES <input type="checkbox"/> NO For current year? <input type="checkbox"/> YES <input type="checkbox"/> NO YEAR _____ Indicate whether <input type="checkbox"/> USCG Auxiliary courtesy Marine Exam. <input type="checkbox"/> State/local examination <input type="checkbox"/> Other	CONSTRUCTION Length _____ Year built (boat) _____

ACCIDENT DATA

DATE OF ACCIDENT	TIME	am pm	NAME OF BODY OF WATER	LOCATION (Give location precisely) Lat: _____ Long: _____	
STATE	NEAREST CITY/TOWN		COUNTY		
WEATHER <input type="checkbox"/> Clear <input type="checkbox"/> Rain <input type="checkbox"/> Cloudy <input type="checkbox"/> Snow <input type="checkbox"/> Fog <input type="checkbox"/> Hazy	WATER CONDITIONS <input type="checkbox"/> Calm (waves less than 6") <input type="checkbox"/> Choppy (waves 6" to 2') <input type="checkbox"/> Rough (waves 2' to 6") <input type="checkbox"/> Very Rough (greater than 6") <input type="checkbox"/> Strong Current		TEMPERATURE (Estimate) Air _____ °F Water _____ °F	WIND <input type="checkbox"/> None <input type="checkbox"/> Light (0-6 mph) <input type="checkbox"/> Moderate (7-14 mph) <input type="checkbox"/> Strong (15-25 mph) <input type="checkbox"/> Storm (Over 25 mph)	VISIBILITY Day Night <input type="checkbox"/> Good <input type="checkbox"/> <input type="checkbox"/> Fair <input type="checkbox"/> <input type="checkbox"/> Poor <input type="checkbox"/>

OPERATION AT THE TIME OF ACCIDENT (Check all applicable) <input type="checkbox"/> Commercial Activity <input type="checkbox"/> Cruising <input type="checkbox"/> Maneuvering <input type="checkbox"/> Approaching Dock <input type="checkbox"/> Leaving Dock <input type="checkbox"/> Water Skiing <input type="checkbox"/> Racing <input type="checkbox"/> Towing <input type="checkbox"/> Other (Specify)	TYPE OF ACCIDENT <input type="checkbox"/> Drifting <input type="checkbox"/> At Anchor <input type="checkbox"/> Tied to Dock <input type="checkbox"/> Fueling <input type="checkbox"/> Fishing <input type="checkbox"/> Hunting <input type="checkbox"/> Skin Diving/ Swimming <input type="checkbox"/> Being Towed <input type="checkbox"/> Grounding <input type="checkbox"/> Capsizing <input type="checkbox"/> Flooding <input type="checkbox"/> Sinking <input type="checkbox"/> Fire or Explosion (Fuel) <input type="checkbox"/> Fire or Explosion (Other than Fuel) <input type="checkbox"/> Fallen Skier <input type="checkbox"/> Collision with Vessel	[] Collision with Fixed Object [] Collision with Floating Object [] Falls Overboard [] Falls in Boat [] Hit By Boat or Propeller [] Other (Specify)	WHAT IN YOUR OPINION CONTRIBUTED TO THE ACCIDENT? (Check all applicable) <input type="checkbox"/> Weather <input type="checkbox"/> Excessive Speed <input type="checkbox"/> No Proper Lockout <input type="checkbox"/> Restricted Vision <input type="checkbox"/> Overloading <input type="checkbox"/> Improper Loading <input type="checkbox"/> Hazardous Waters <input type="checkbox"/> Other (Specify)	<input type="checkbox"/> Alcohol use <input type="checkbox"/> Drug use <input type="checkbox"/> Fault of Hull <input type="checkbox"/> Fault of Machinery <input type="checkbox"/> Fault of Equipment <input type="checkbox"/> Operator Inexperience <input type="checkbox"/> Operator Inattention
---	--	--	--	--

PERSONAL FLOTATION DEVICES (PFD'S) Was the boat adequately equipped with COAST GUARD APPROVED FLOTATION DEVICES? <input type="checkbox"/> Yes <input type="checkbox"/> No Were they accessible? <input type="checkbox"/> Yes <input type="checkbox"/> No Were they serviceable? <input type="checkbox"/> Yes <input type="checkbox"/> No Were they used by survivors? <input type="checkbox"/> Yes <input type="checkbox"/> No What Type? <input type="checkbox"/> I <input type="checkbox"/> II <input type="checkbox"/> III <input type="checkbox"/> IV <input type="checkbox"/> V (specify) _____ Were PFD's properly Used? <input type="checkbox"/> Yes <input type="checkbox"/> No Adjusted? <input type="checkbox"/> Yes <input type="checkbox"/> No Sized? <input type="checkbox"/> Yes <input type="checkbox"/> No Include any comments on PFD's under ACCIDENT DESCRIPTION on other side of form	PROPERTY DAMAGE Estimated amount This Boat \$ _____ Other Boat \$ _____ DESCRIBE PROPERTY DAMAGE NAME AND ADDRESS OF OWNER OF DAMAGED PROPERTY	FIRE EXTINGUISHERS Were they used? (If yes, list Type(s) and number used.) <input type="checkbox"/> Yes <input type="checkbox"/> No <input type="checkbox"/> NA Types: _____
---	---	--

If more than 3 fatalities and/or injuries, attach additional form(s).

DECEASED

NAME	ADDRESS	DATE OF BIRTH	WAS VICTIM? <input type="checkbox"/> Swimmer <input type="checkbox"/> Non Swimmer	DEATH CAUSED BY <input type="checkbox"/> Drowning <input type="checkbox"/> Other <input type="checkbox"/> DISAPPEARANCE	WAS PFD WORN? <input type="checkbox"/> Yes <input type="checkbox"/> No What Type?
NAME	ADDRESS	DATE OF BIRTH	WAS VICTIM? <input type="checkbox"/> Swimmer <input type="checkbox"/> Non Swimmer	DEATH CAUSED BY <input type="checkbox"/> Drowning <input type="checkbox"/> Other <input type="checkbox"/> DISAPPEARANCE	WAS PFD WORN? <input type="checkbox"/> Yes <input type="checkbox"/> No What Type?
NAME	ADDRESS	DATE OF BIRTH	WAS VICTIM? <input type="checkbox"/> Swimmer <input type="checkbox"/> Non Swimmer	DEATH CAUSED BY <input type="checkbox"/> Drowning <input type="checkbox"/> Other <input type="checkbox"/> DISAPPEARANCE	WAS PFD WORN? <input type="checkbox"/> Yes <input type="checkbox"/> No What Type?

INJURED

NAME	ADDRESS	DATE OF BIRTH	NATURE OF INJURY	MEDICAL TREATMENT <input type="checkbox"/> Yes <input type="checkbox"/> No
NAME	ADDRESS	DATE OF BIRTH	NATURE OF INJURY	MEDICAL TREATMENT <input type="checkbox"/> Yes <input type="checkbox"/> No
NAME	ADDRESS	DATE OF BIRTH	NATURE OF INJURY	MEDICAL TREATMENT <input type="checkbox"/> Yes <input type="checkbox"/> No

ACCIDENT DESCRIPTION

DESCRIBE WHAT HAPPENED (Sequence of events. Include Failure of Equipment. If diagram is needed attach separately. Continue on additional sheets if necessary. Include any information regarding the involvement of alcohol and/or drugs in causing or contributing to the accident. Include any descriptive information about the use of PFD's.)

VESSEL NO. 2 (if more than 2 vessels attach additional form(s)).

Name of Operator	Address	Boat Number
Telephone Number		Boat Name
Name of Owner	Address	

WITNESSES

Name	Address	Telephone Number
Name	Address	Telephone Number
Name	Address	Telephone Number

PERSON COMPLETING REPORT

SIGNATURE	Address	Telephone Number
QUALIFICATION (Check One) <input type="checkbox"/> Operator <input type="checkbox"/> Owner <input type="checkbox"/> Investigator <input type="checkbox"/> Other		Date Submitted

(do not use)—FOR REPORTING AUTHORITY REVIEW—(use agency date stamp)

Causes based on (check one) <input type="checkbox"/> This report <input type="checkbox"/> Investigation and this report <input type="checkbox"/> Investigation <input type="checkbox"/> Could not be determined	Name of Reviewing Office	Date Received
Primary Cause of Accident	Secondary Cause of Accident	Reviewed by

MANEUVERING AND WARNING SIGNALS

- One long blast: Warning signal (coming out of slip)
- One short blast: Pass on my port side (left)
- Two short blasts: Pass on my starboard (right)
- Three short blasts: Engines in reverse
- Five or more blasts: Danger signal

SIGNALING DEVICES

Kentucky law states that all boats 16 feet in length or longer must have a hand-, mouth- or power-operated signaling device capable of producing a

blast for two seconds or more and audible for one-half mile for class 1 vessels, one mile for class two vessels and one and one-half miles for class three vessels. This does not exempt vessels from any other signaling device as may be required by federal law when operating on navigable waters of this state.

MUFFLING DEVICES

Kentucky law requires all boats to be equipped with effective exhaust muffling devices. Usually, boats and motors that come direct from the manufacturer are adequately muffled. However, there may be instances of high performance boats that have been modified by the owners that are not in compliance with the law. Additionally, there may be federal and/or local regulations restricting boats with an

over-the-transom exhaust system.

MARINE SANITATION DEVICES

(KRS 235:420)

Motorboats with marine toilets are not allowed on public waters unless the toilet is equipped with a Type I, II or III marine sanitation device (MSD.) Type I and II MSDs chemically treat sewage. Type III MSDs are holding tanks for raw sewage.

Raw sewage shall not be discharged in any public waters. Treated sewage may be discharged from a marine toilet into legal “discharge” waters. Those waters are Barkley and Kentucky lakes, Lake Cumberland and any of the major river systems. Type I and II MSDs must be sealed or locked while the vessel is on “no discharge” waters.

ACCIDENTS

(301 KAR 6:030, KRS 235.250)

REPORTING REQUIREMENTS

If any of the following conditions occur as the result of a boating accident, collision, etc., a Boating Accident Report must be made:

- death or disappearance of a person;
- injury to a person which requires medical attention or incapacitates that person for 24 hours or more;
- loss or damage to property (including the vessel) in an amount of \$500 or more.

The operator of a vessel is required to complete the report. If the operator is not capable of filing the report and is not the owner of the vessel, then the owner shall be required to fill out a boating accident report.

Note 1: Even if a Law Enforcement Officer fills out a boating accident report, this does not exempt the operator from filing a report.

Note 2: The reports filed by operators of vessels are confidential and are not available as public record (KRS 235.250). However, reports made by officers are available for review.

Accidents involving death or serious injury must be submitted to the Division of Law Enforcement within 48 hours. All others must be submitted within five days.

A boating accident report form is on page 43-44. Additional forms are

available from wildlife and boating law enforcement officers or by writing to Kentucky Department of Fish and Wildlife Resources, Division of Law Enforcement, #1 Sportsman’s Lane, Frankfort, KY 40601, or by calling 1-800-858-1549.

RENDERING AID

An operator of a vessel involved in a boating accident shall render aid to other persons and vessels as long as it doesn’t endanger his crew, passengers or vessel. Also, the operator of any vessel involved in an accident shall give his name, address, and identification of his vessel, in writing, to any person that is injured or to the owner of any property that is damaged.

FIRST AID

This section includes suggestions that may save a life. First, boats should be equipped with a first aid kit. This kit should be able to provide treatment for burns, insect bites, cuts and abrasions.

Second, boaters should take a first aid course so they know how to treat victims with sprains, broken bones and shock.

Third, boaters should know how to perform Cardiopulmonary Resuscitation (CPR) in case they encounter victims of near drowning, heart attack or trauma from boating accidents. In many cases, emergency medical help is further away

on the water than on land. Interested persons should contact their local chapter of the American Red Cross for information on first aid and CPR training.

HYPOTHERMIA

Four elements cause hypothermia – cold, moisture, wind and exhaustion. Symptoms of hypothermia are uncontrollable shivering, slurred speech, stumbling, blue skin, decreased heart and breathing rate, weak pulse and unconsciousness.

All hypothermia symptoms demand immediate attention. As soon as possible, a victim of hypothermia should be brought out of the weather. Wet clothing should be replaced with dry clothing. If the victim shows mild symptoms, get them near a fire or other heat source or put them in a warm sleeping bag. For victims with advanced symptoms of hypothermia, seek immediate medical attention. Never give alcohol to the victim.

The best cure for hypothermia is prevention. Monitor weather reports when you plan to be in the outdoors. Dress in layers and always have foul-weather gear handy.

FATIGUE

Boaters should be aware of the factors that induce fatigue while on the water. The wind, sun, engine noise and constant motion of the boat can greatly reduce a person’s reaction time.

DEFINITIONS

(301 KAR 1:201, KRS 150.010)

Fishing-related definitions not listed here are included in appropriate sections of this guide.

Angling means taking or attempting to take fish by hook and line in hand, rod in hand, jugging, set line or sport fishing trotline.

Artificial baits are lures or flies made of wood, metal, plastic, hair, feathers, preserved pork rind or similar inert materials and having no organic baits including dough bait, putty or paste type baits designed to attract fish by taste or smell.

Authorization number is the number assigned to a person in lieu of fishing or hunting license when the license is purchased over the phone or Internet.

Black bass includes largemouth, smallmouth, Kentucky (spotted) and Coosa bass.

Daylight hours begin one-half hour

before sunrise and end one-half hour after sunset.

Daily limit is the maximum number of a particular species or group of species a person may legally keep in a day or have in possession while fishing.

Fishing is taking or attempting to take fish in any manner, whether or not fish are in possession.

Lake means impounded waters, from the dam upstream to the first riffle on the main stem river and tributary streams or as specified in regulation.

Length means the distance from the front tip of a fish's lower jaw with mouth closed to the tip of its tail with the fish laid flat on a rule with its tail lobes squeezed together.

Organic baits are insects, minnows, fish eggs, worms, corn, cheese, cut bait or similar substances used as a lure.

Possession limit is the maximum number of fish a person may hold in the field after two or more days of fishing.

Regulation is a written document adopted and approved by the KDFWR

Commission and approved by legislative committees.

Release means return of the fish, in the best possible condition, immediately after removing the hook, to the water from which it was taken in a place where the fish's immediate escape shall not be prevented.

Resident is anyone who has established permanent and legal residence in Kentucky and residing here at least 30 days.

Size limit is the legal length a fish must be if it is in possession. (Fish length is measured from the tip of the closed lower jaw to the tip of the tail with fish laid flat on rule and tail lobes squeezed together.)

Slot limit means fish within a specified minimum and maximum size range must be released.

Single hook is a hook with only one point.

Tenant is any resident sharecropper or lessee who lives and works on farmland owned by his/her landlord.

INDEX

FISHING

Asian Carp	25
Bordering Waters	15
Brook Trout Streams	29
Bullfrogs	6
Catch and Release	19
Consumption Advisories	20
Didymo	29
Fish Species Identification	22
Fishing Methods	
Trotlines, Jugging and Set Lines	16
Gigging and Snagging	16
Tickling and Noodling	17
Bow Fishing	17
Spear Fishing	17
Fishing Tournaments	18
Grass Carp	6
Largemouth Bass Virus	25
Licenses	
Fees	12
Requirements and Exemptions	13
Senior/Disabled License	14
Trout Permit	13
Pay Lakes	14
Free Fishing Days	15
Littering	19

Live Bait	6
Measuring Fish	5
New Laws	4
Nuisance Species	25
Parasites and Grubs in Fish	21
Pond Stocking	15
Possession Limits	5
Size and Creel Limits	5
Special Regulations	7
Sport Fish List	5
State Record Fish	33
Trophy Fish/Master Angler Program ..	30
Trout Seasonal Catch and Release	27
Trout Stocking	27
Turtles	6
VHS Virus	25
Zebra Mussels	25

BOATING

Accidents	
Accident Report Form	43
First Aid	45
Hypothermia	45
Rendering Aid	45
Reporting Requirements	45
Age Restrictions	37
Airborne Devices	38
Alcohol	40
Boat, Motor and Lake Restrictions	37

Buoys	41
Navigating	
Crossing	40
Meeting	40
Overtaking	40
Equipment	
Fire Extinguishers	42
Marine Sanitation Devices	45
Muffling Devices	45
Navigation Lights	42
Personal Flotation Devices	41
Signaling Devices	45
Ventilation	42
Idle Speed	39
Inflatables	39
Locks and Dams	39
Personal Watercraft	38
Prohibited Riding	40
Reckless Operation	39
Registration	
Display of Numbers and Decals	37
Fees	36
Transfers	37
Restricted Zones	40
Scuba Diving	38
Swimming	38
Waterway Markers	41
Water Skiing	38